

Systems Furniture Feedback Survey



Relocation Management Solutions

FACILITY AND PROJECT MANAGEMENT & MOVE CONSULTING

Please take a few minutes to tell us about the furniture you recently reviewed.

Last Name

Department

1. Cubicle style 1 with 'framed glass' is open enough to see my colleagues yet provides enough privacy:

- I strongly agree
- I agree
- I'm neutral
- I disagree
- I strongly disagree




2. Cubicle style 2 with "frameless glass" is open enough to see my colleagues working yet provides enough privacy:

- I strongly agree
- I agree
- I'm neutral
- I disagree
- I strongly disagree



3. There are two work surface corner styles to choose from, an "L" Shaped and a "Curved Corner" shaped. Of the two, which style provides you with the most functionality?


- L-Shaped Corner
- Curved Corner



4. Please tell us which manufacturer's overall style workstation you prefer?

I prefer --Name
Manufacturer Here--
(picture #1)

I prefer --Name
Manufacturer Here--
(picture #2)



Name Mfg Here

Name Mfg Here

5. Please tell us why you prefer one product over the other.


6. Please rate the following storage components:



Teaming Bench & lateral File Below (locker beside)



Storage/Locker



Pedestal Drawer

Response

	Enhances your space	Neutral	Would not use
Bench Seating			
Lateral File below bench			
Storage/Coat Locker			
Pedestal Drawers below work surface			

7. Please tell us if you would use the following Slat Wall accessories:



Personal Shelf



Letter Tray



Marker Board



Binder Holder




Telephone Shelf



Hanging File Holder



Pencil/Pad Holder



In Box Tray

Please rate the above items:

	Unimportant	Low Importance	Neutral	Important	Very Important
Personal Shelf					
Letter Tray					
Marker Board					
Binder Tray					
Telephone Shelf					
Hanging File Holder					
Pencil/Pad Holder					
In Box Tray					

8. Ergonomic Keyboard Trays. Please rate the following trays:



Name Mfg #1 Here



Name Mfg #2 Here



Name Mfg #3 Here

Please check all that apply:

Mfg #1

Is comfortable
Provides enough room for my knees
Easy to adjust
Did not like

Mfg #2

Is comfortable
Provides enough room for my knees
Easy to adjust
Did not like

Mfg #3

Is comfortable
Provides enough room for my knees
Easy to adjust
Did not like

9. Do you work with or without a keyboard tray?

I currently have a keyboard tray and wish to continue using one

I currently have a keyboard tray but would NOT use one in the future

I currently do NOT have a keyboard tray and would NOT use one in the future

I currently do NOT have a keyboard tray, but would use one of the options listed

10. Seating: Please rate the following seating options:



Chair Mfg #1

Is comfortable

Is easy to adjust

Is not comfortable



Chair Mfg #2

Is comfortable

Is easy to adjust

Is not comfortable



Chair Mfg #3

Is comfortable

Is easy to adjust

Is not comfortable

11. Additional comments. Please provide us with any feedback to help us in our decision making.

For help with this form, please contact our relocation project manager Richard Neuman.
www.relocationmanagement.com (516) 741-8466

